

How to Build a Team Page on Mightycause

To get started on creating your team fundraising page, head to the www.mightycause.com/event/2021pnwkartingchallenge

Team Fundraising Page as Part of an Event

If you are creating a team fundraising page for the Karting Challenge, you'll want to go to the event page scroll down to where you see "Donate" and "Join this Event" and select **"Join this Event"**



A popup will appear, **Select "Create a Team."**

JOIN THIS EVENT

How would you like to participate in this event?

Start a fundraiser

Start a fundraiser to create an individual campaign page which you can customize and share, and from which people can make donations to a specific cause.

START A FUNDRAISER

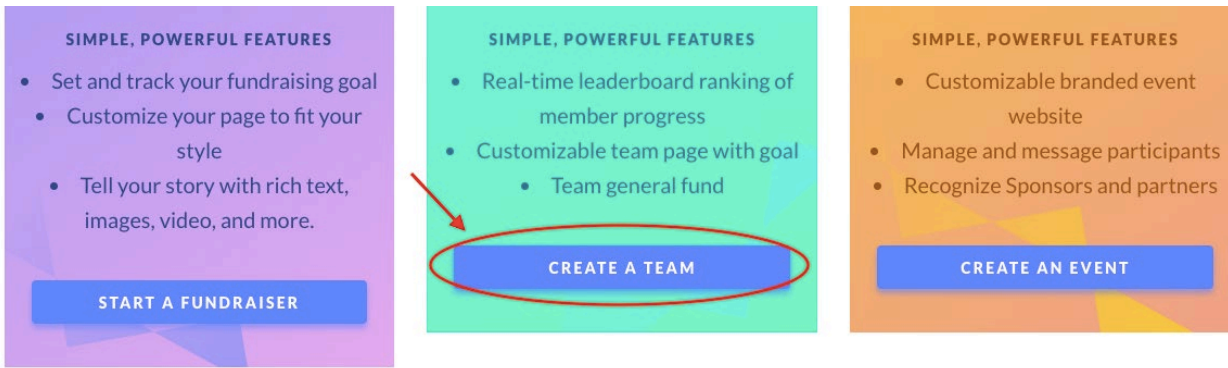
Create a fundraising Team

Teams put multiple individual campaigns on one page. Team pages have their own leaderboard for tracking progress among different campaigns, and the Team itself will be tracked (along with any competing Teams) on the Event page.

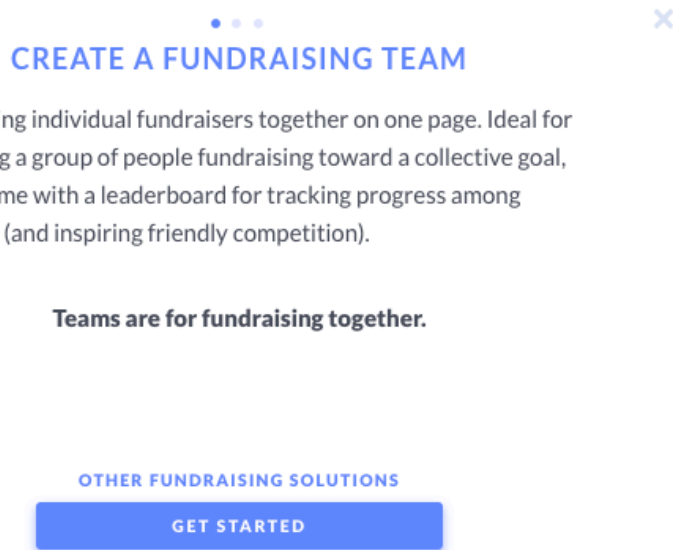
CREATE A TEAM

This will automatically connect your team page with the event.

Scroll to the bottom and select **"Create a Team"**



A pop up will open confirming your selection.



Select "Get Started."

This depends on what kind of campaign you're running. Are you a nonprofit employee organizing your volunteers to fundraise together? Then you'll click "Single beneficiary," because you want all of your team members to raise money for your nonprofit.

Of the different choices, choose "Single Beneficiary"...


You will need to specify for which charity you're creating a team. (**At this time, single-cause teams are only available for charities.** However, if you are raising funds for "only" cardiac care or uncompensated care or your guilds area of special interest, we will track that externally and submit your total to the hospital.)

Search for the charity's name—it should pop up below the field where you type the name. When you enter the EIN (see below), this should say, **Seattle Children's Hospital Guild Association.**

WHERE WILL THE FUNDS GO?

Choose the beneficiary for the funds you raise. By default, everyone who joins your Team as a fundraiser will raise money for the same cause

Single beneficiary Multiple beneficiaries

 **Mightycause Charitable Foundation**
Marianna, FL

EIN: 91-1394056

You'll be able to see the location of the charity as well as their Employer Identification Number, or EIN. This is a nine digit number that is unique to each charity and tied to their tax-exempt status.

Both of these can be used to make sure you're choosing the *correct* charity. We can't move your team over to support another charity if you've already chosen one and started raising money, so it's important to make sure you've chosen the right one!

Again...EIN: 91-1394056 – Seattle Children's Hospital Guild

After you've made those important decisions, that's it! Select "Launch Team Manager" and you can start customizing your team page.

TIME TO CUSTOMIZE AND PUBLISH YOUR TEAM!

Launch the Team Manager to preview and edit your Team page, and don't forget to take a moment to build a fundraiser template! Templates make it super simple for Team members to get up and running.

You can publish your Team once you're happy with the look and feel of the page. Once it's published, people can join and start fundraising.

[LAUNCH TEAM MANAGER](#)

For step-by-step guides on how to design your page and utilize all of our event tools, check out [How to Make Your Team Page Awesome](#) and [Managing Your Team on Mightycause](#).

- [Facebook](#)
- [Twitter](#)
- [LinkedIn](#)

Related articles located on Mightycause.com

- [How to Make Your Team Fundraising Page Awesome](#)
- [How to Join a Team on Mightycause](#)
- [Guide to Designing Your Team Page on Mightycause](#)

Don't forget to have all your team members and supporters share your page on their social media sites...this can greatly increase your donations.